
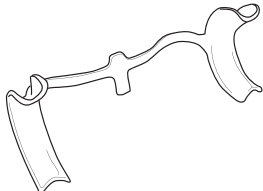

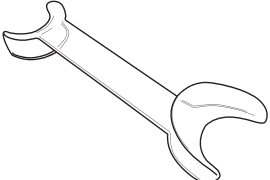



Cleaning and Sterilization Instructions for Reusable Cheek Retractors

(Item 41500/41501/41502/41503/41504/41505/41507/41508/41509/41510)

 <p>Extraoral Cheek Retractors</p> <p>Small #41500 Medium #41501 Large #41502</p>	 <p>Intraoral Cheek Retractors</p> <p>Small #41503 Medium #41504 Large #41505</p>	 <p>Hand Held Cheek Retractors</p> <p>Child #41507 Adult #41508</p>	 <p>Double Hand Held Cheek Retractors</p> <p>Child #41509 Adult #41510</p>
---	---	--	--

 **Before and after use the cheek retractors must follow a cleaning procedure and proper sterilization.**

Cleaning

Cheek retractors should be cleaned with an enzymatic cleaner in an ultrasonic bath. An instrument washer can be used for the cleaning process provided the temperature does not exceed 135°C (275°F). Ensure retractors are thoroughly rinsed and fully dried prior to packaging for sterilization. Improper rinsing can leave a chemical residue from the cleaning agent and cause a reaction with the high heat from sterilization.

Sterilization

Cheek retractors can be heat sterilized in an autoclave sterilizer up to 135°C (275°F). After sterilization, cheek retractors are to remain in their sealed package and opened only at point of use.